



Global Lighting Technologies Inc.
茂林光電科技(開曼)股份有限公司

(4935. TW)

Safe Harbor Notice

- The predictive information mentioned in the present briefing and as promulgated simultaneously is set up on the grounds of the information obtained by the Company through internal and external sources. The operating outcome, financial conditions and outcome in business operation that might actually occur in the future, might possibly differ from these predictive information either explicitly or implicitly. The very reasons might come from a variety of risks and such factors might be beyond the control by the Company.
- The future outlook contained in the present briefing reflects the Company's perspective to date. In case of a change or adjustment toward such perspective in the future, the Company assumes no responsibility to remind or to update once more.

Company Profile

- **Incorporated Date: 2000.07.28**
- **IPO Date: 2011.07.28**
- **Company Code: 4935**
- **Capital: 1,288,640,910 NTD**
- **Total Employee: 1,200+**
- **Main Products: Light Guides in Miscellaneous Applications**



Global Lighting Technologies Inc. 2000 Founded/ 2011 TWSE IPO

Tokyo, Japan



Cleveland, Ohio
Y2000 Founded



Su-zhou, China
Y2004 Founded



Shang-hai, China
Y1993 Founded



GLT Vietnam
Y2023 Founded



Zhong-shan, China
Y2011 Founded



Tong-luo, Taiwan
Y2013 Founded



Zhong-Li, Taiwan
Y2000 Founded



2Q23 Income Statement

KNTD	2Q23		1Q23		QoQ
	Amount	%	Amount	%	%
Net Sales	1,757,490	100%	1,087,079	100%	62%
Gross Profit	296,595	17%	65,195	6%	355%
Operation Expense	175,273	10%	167,588	15%	5%
Operating Profit	121,322	7%	(102,393)	-9%	-
Other Income/Expense	134,902	7%	5,692	-	2270%
Profit Before Tax	256,224	14%	(96,701)	-9%	-
Net Profit	234,558	13%	(98,905)	-9%	-
EPS	1.82		(0.77)		

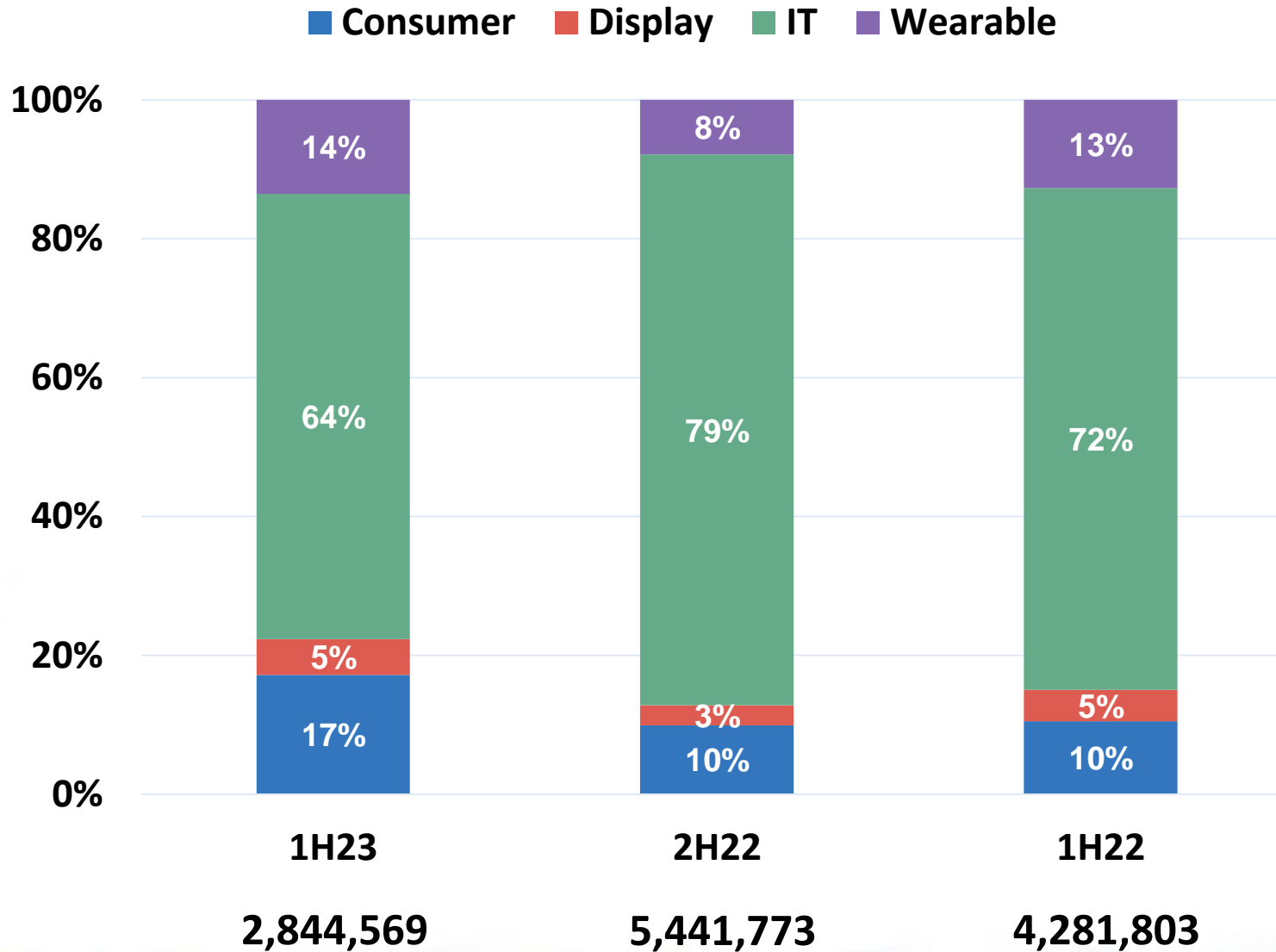


1H23 Income Statement

KNTD	1H23		1H22		YoY
	Amount	%	Amount	%	%
Net Sales	2,844,569	100%	4,281,803	100%	-34%
Gross Profit	361,790	13%	671,284	16%	-46%
Operation Expense	342,861	12%	391,832	9%	-12%
Operating Profit	18,929	1%	279,452	7%	-93%
Other Income/Expense	140,594	5%	97,025	2%	45%
Profit Before Tax	159,523	6%	376,477	9%	-58%
Net Profit	135,653	5%	305,224	7%	-56%
EPS	1.05		2.37		



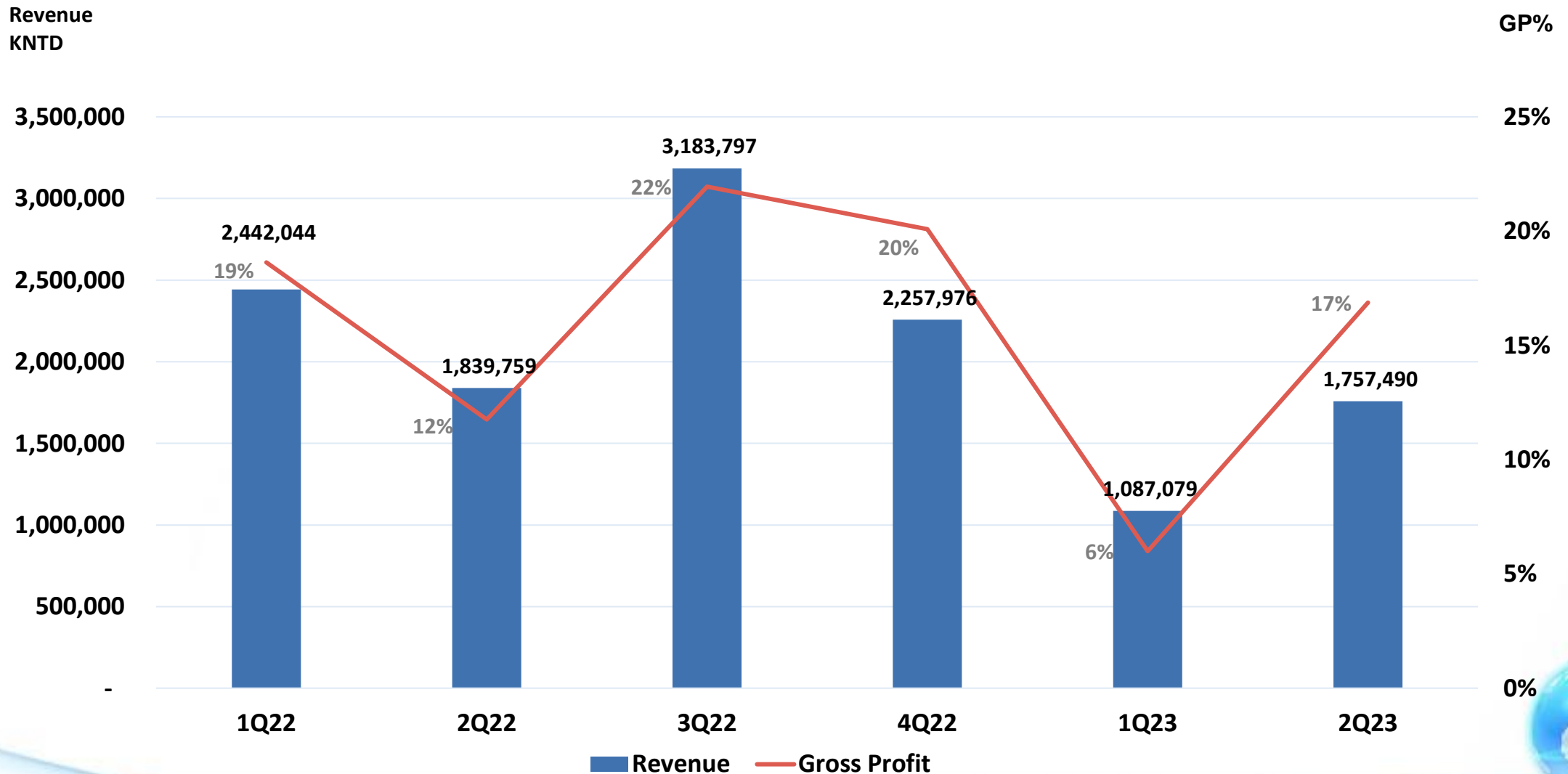
Revenue Breakdown by Products



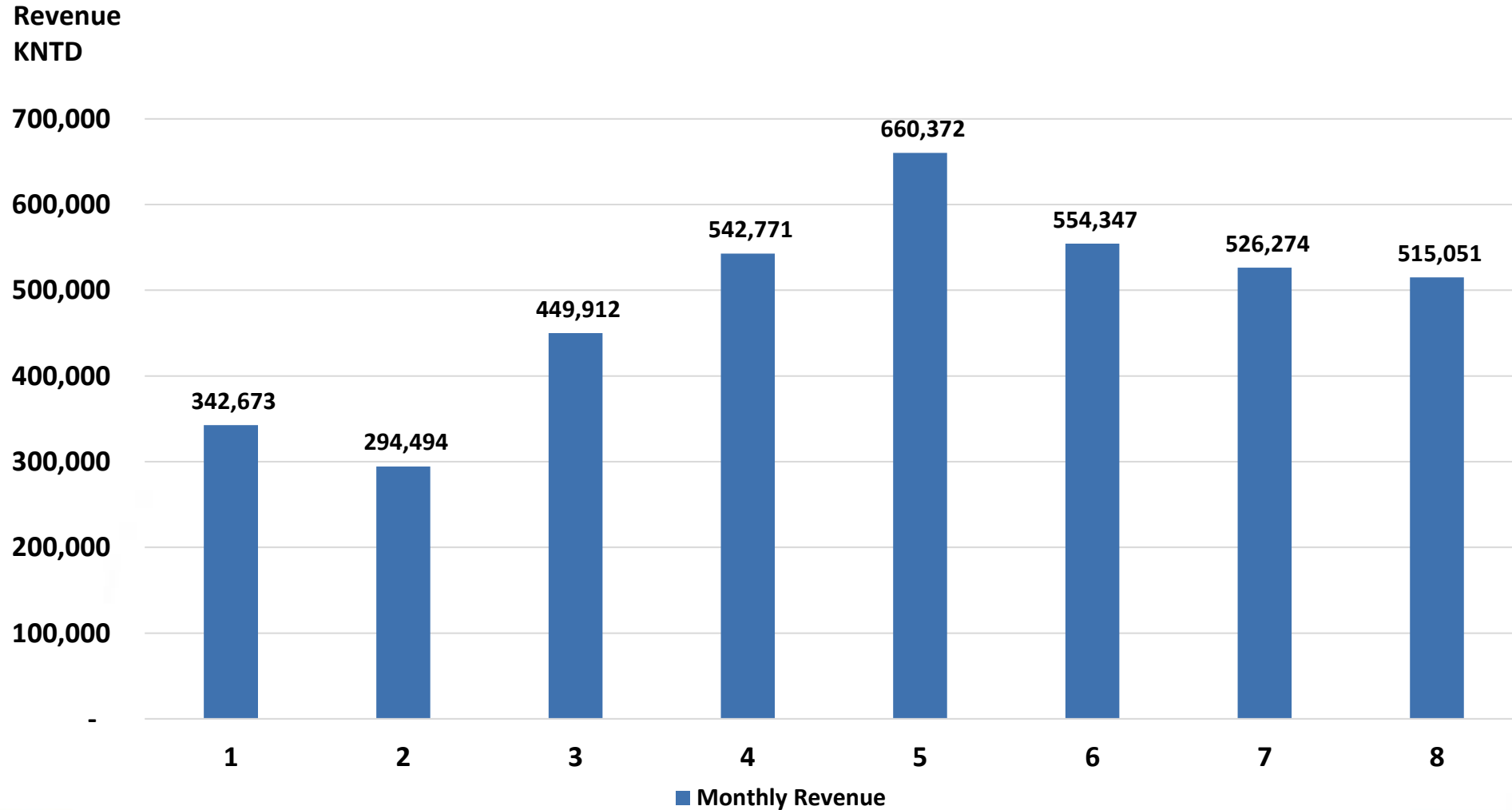
Revenue
KNTD



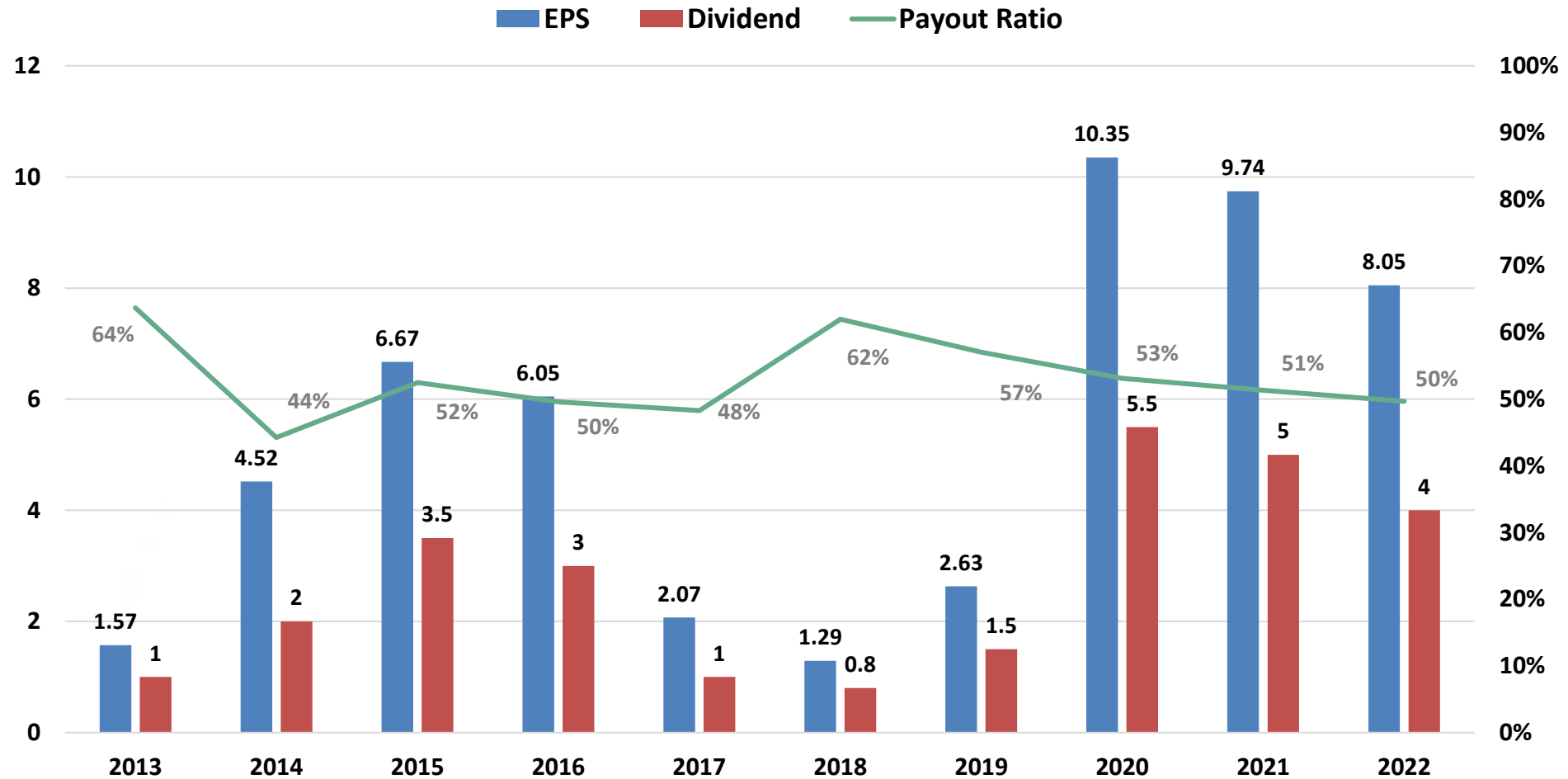
Financial Trend Analysis



2023 Monthly Revenue



Dividend Payout



Strengthen the Capability of Core Optical Technology

- Optical Design
- Enhance the Capability of Optical Precision Machining

Enhance Intelligent Manufacturing Technology

- Automated Production & Enhancement of Inspection Capability
- AI Deep Learning

Expand the Applications of Light-guiding Technology

- Large-sized Displays
- IT Products
- Wearable
-





Q & A

THANK YOU!

茂林光電