



Global Lighting Technologies Inc.

茂林光電科技(開曼)股份有限公司

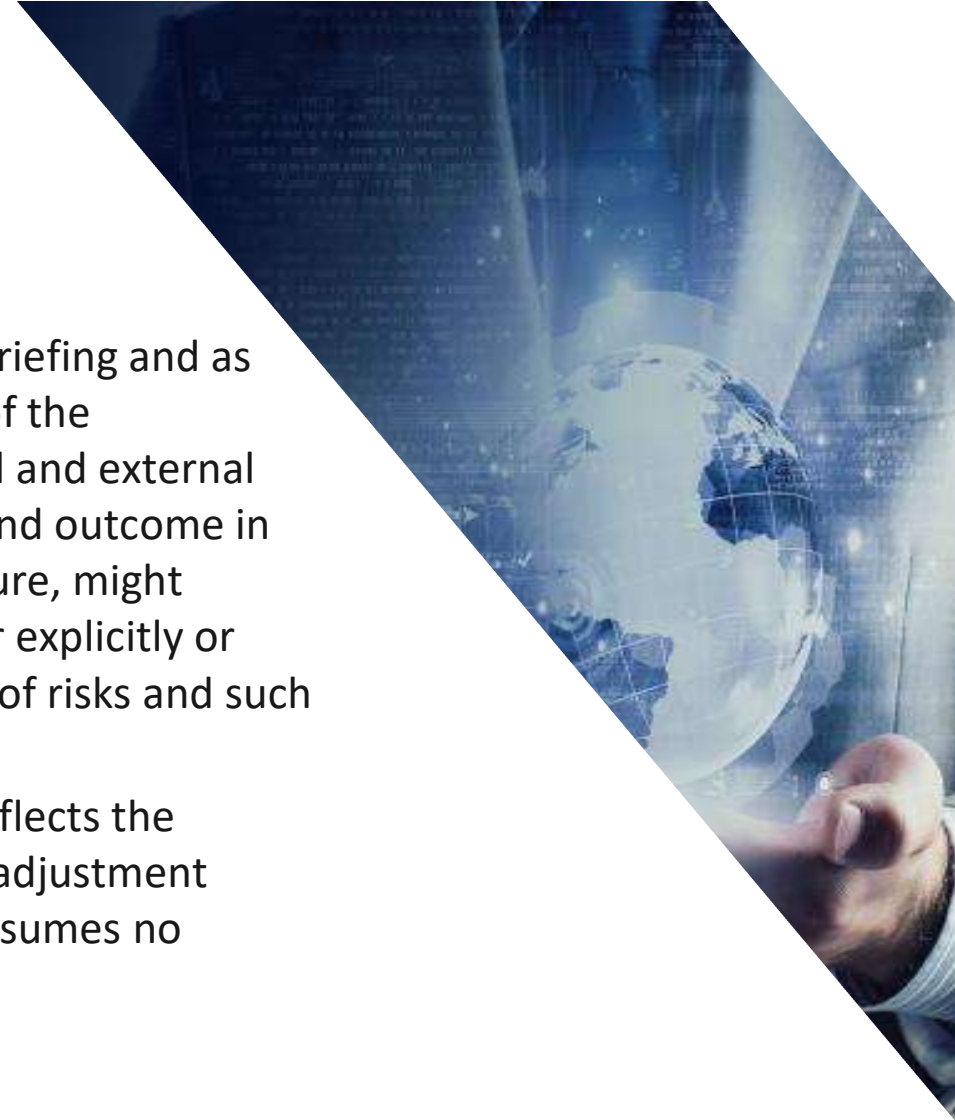
(4935. TW)



April 12, 2022

Safe Harbor Notice

- The predictive information mentioned in the present briefing and as promulgated simultaneously is set up on the grounds of the information obtained by the Company through internal and external sources. The operating outcome, financial conditions and outcome in business operation that might actually occur in the future, might possibly differ from these predictive information either explicitly or implicitly. The very reasons might come from a variety of risks and such factors might be beyond the control by the Company.
- The future outlook contained in the present briefing reflects the Company's perspective to date. In case of a change or adjustment toward such perspective in the future, the Company assumes no responsibility to remind or to update once more.



Company Profile

- **Incorporated Date : 2000.07.28**
- **IPO Date : 2011.07.28**
- **Company Code : 4935**
- **Capital : 1,288,640,910 NTD**
- **Total Employees : 1555人 (2022/3)**
- **Main Products : Light Guides in Miscellaneous Applications**

GLT Group

Global Lighting Technologies Inc.
2000 Founded / 2011TWSE IPO

Tokyo, Japan



Cleveland, Ohio
Y2000 Founded



Su-zhou, China
Y2004 Founded



Shang-hai, China
Y1993 Founded



Zhong-shan, China
Y2011 Founded



Tong-uo, Taiwan
Y2013 Founded



Zhong-Li, Taiwan
Y2000 Founded

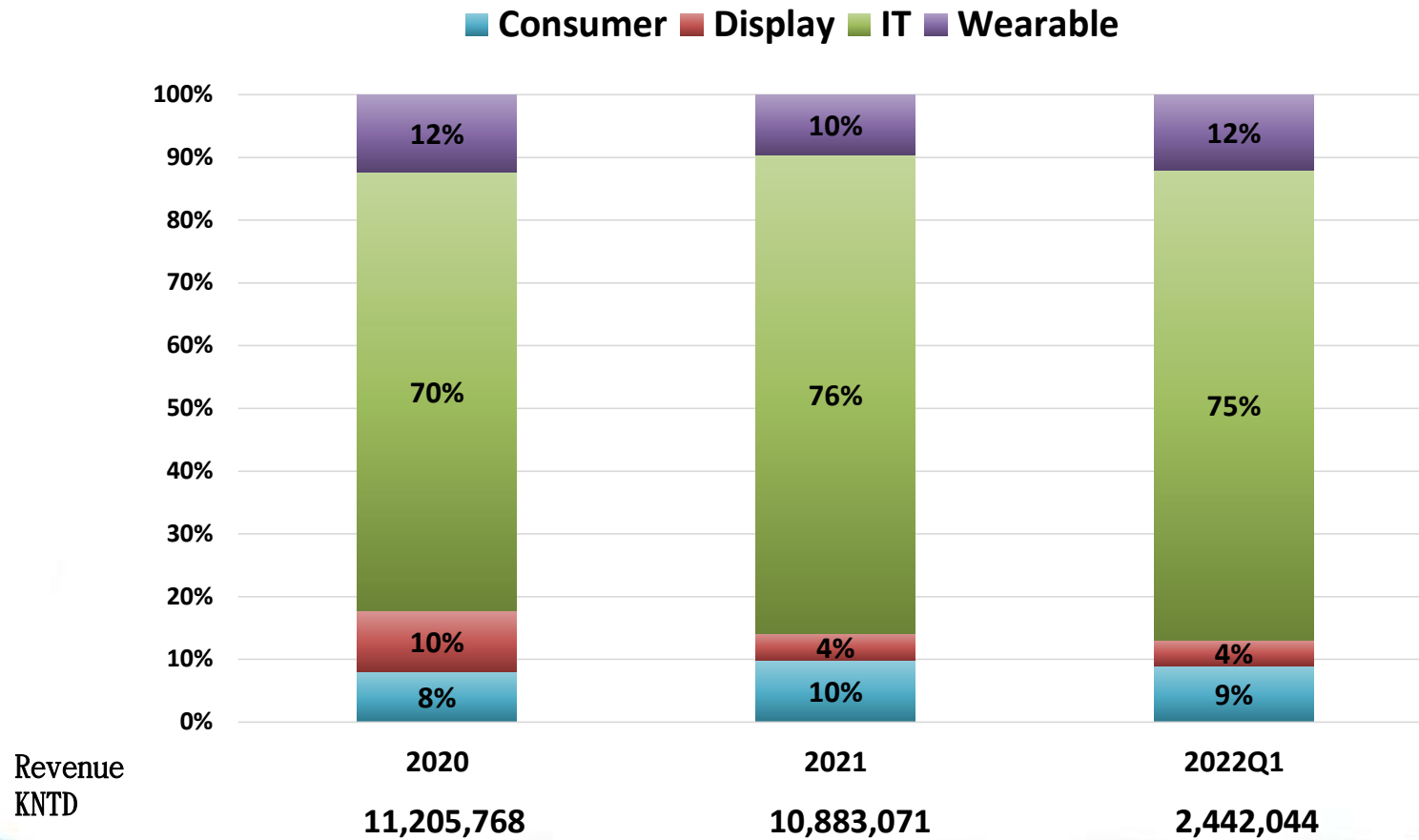


Y2021 Income Statement

KNTD	Y2021		Y2020		YoY
	Amount	%	Amount	%	%
Net Sales	10,883,071	100%	11,205,768	100%	-3%
Gross Profit	2,153,544	20%	2,372,943	21%	-9%
Operation Expense	825,033	8%	797,486	7%	3%
Operation Profit	1,328,511	12%	1,575,457	14%	-16%
Other Income/Expense	15,862	0%	-88,150	-1%	118%
Profit Before Tax	1,344,373	12%	1,487,307	13%	-10%
Net Profit	1,275,133	12%	1,355,051	12%	-6%
EPS	9.74		10.35		



Revenue Breakdown by Products

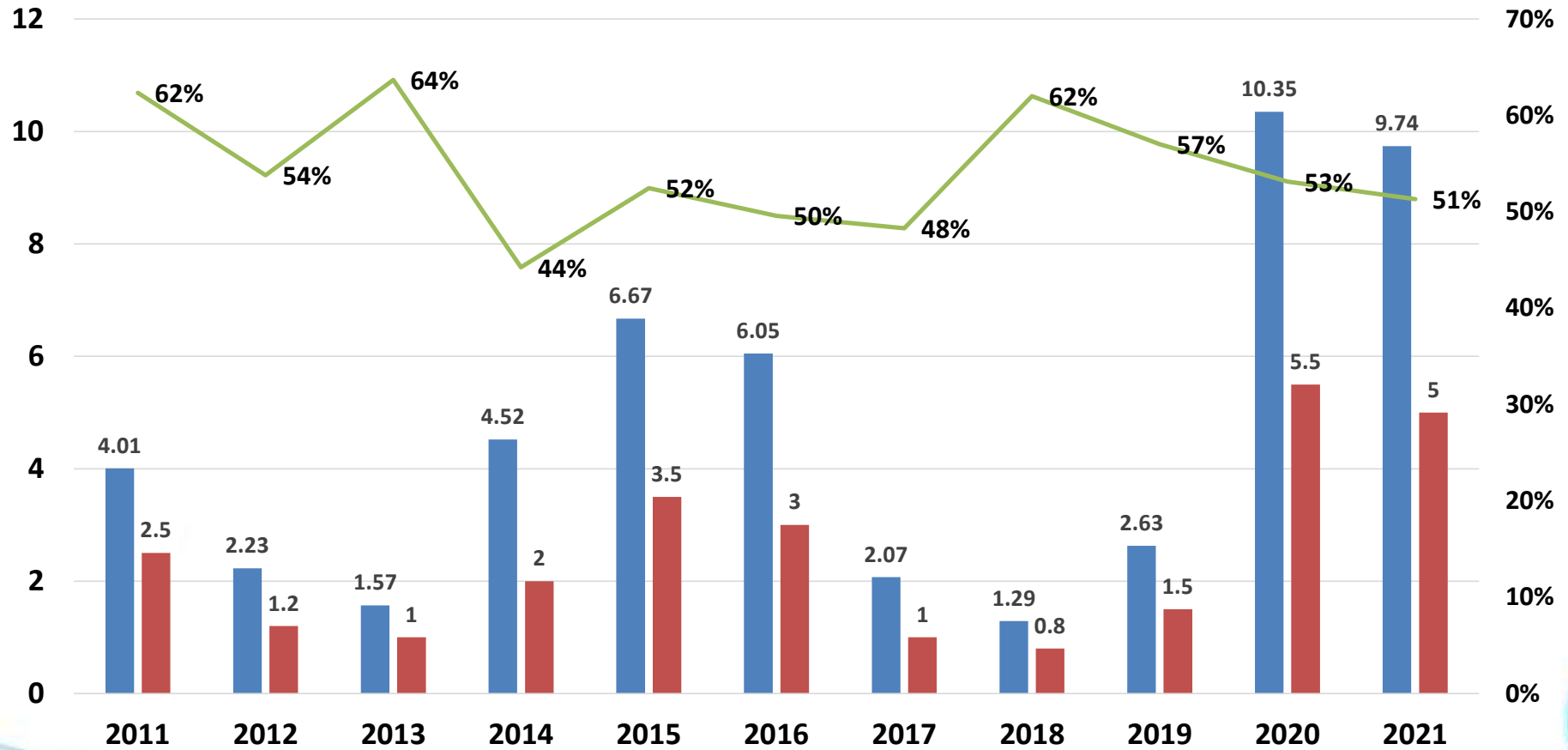


Financial Trend Analysis



Dividend Payout

■ 每股盈餘 ■ 股利 — 配息率





茂林光電