



Global Lighting Technologies Inc.

茂林光電科技(開曼)股份有限公司

**1st Tier Light Guide
Application Company**

(4935. TW)



September 10 , 2021

Safe Harbor Notice



- The predictive information mentioned in the present briefing and as promulgated simultaneously is set up on the grounds of the information obtained by the Company through internal and external sources. The operating outcome, financial conditions and outcome in business operation that might actually occur in the future, might possibly differ from these predictive information either explicitly or implicitly. The very reasons might come from a variety of risks and such factors might be beyond the control by the Company.
- The future outlook contained in the present briefing reflects the Company's perspective to date. In case of a change or adjustment toward such perspective in the future, the Company assumes no responsibility to remind or to update once more.



- **Incorporated Date : 2000.07.28**
- **IPO Date: 2011.07.28**
- **Company Code: 4935**
- **Capital : 1,309,370,910 NTD**
- **Total Employees: 1600 (2021/3)**
- **Main Products: Light Guides in Miscellaneous Applications**



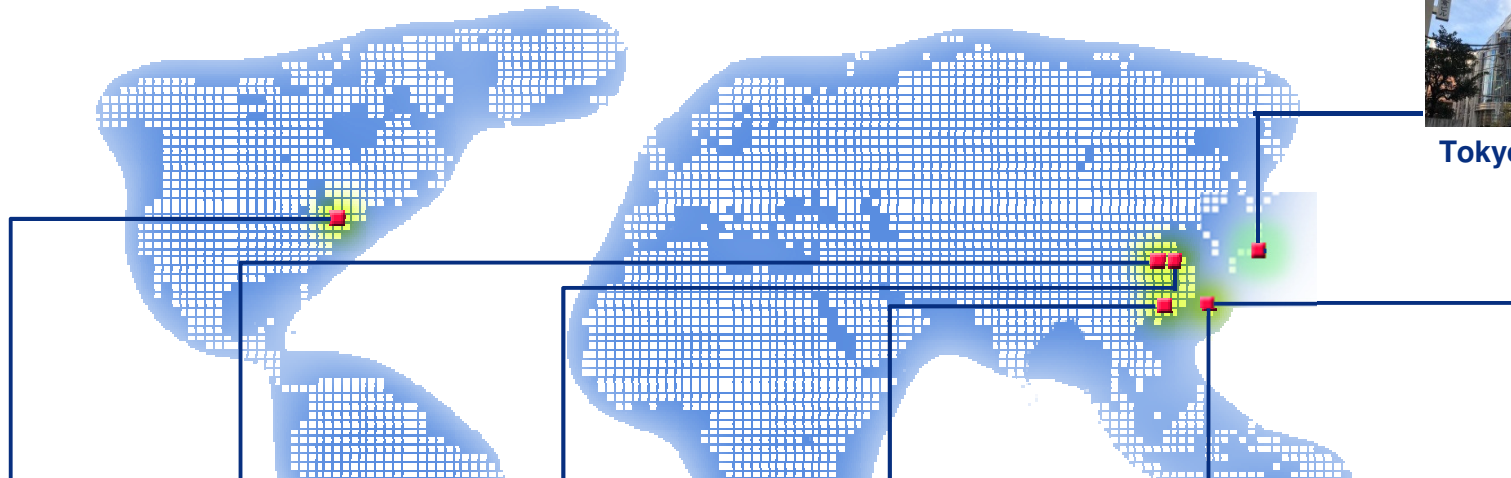
GLT Group



Global Lighting Technologies Inc.
2000 Founded / 2011 TWSE IPO



Tokyo, Japan



Cleveland, Ohio
Established 2000



Su-zhou, China
Established 2004



Shang-hai, China
Established 1993



Zhong-shan, China
Established 2011



Tong-luo, Taiwan
Established 2013



Zhong-Li, Taiwan
Established 2000

2Q21 Income Statement



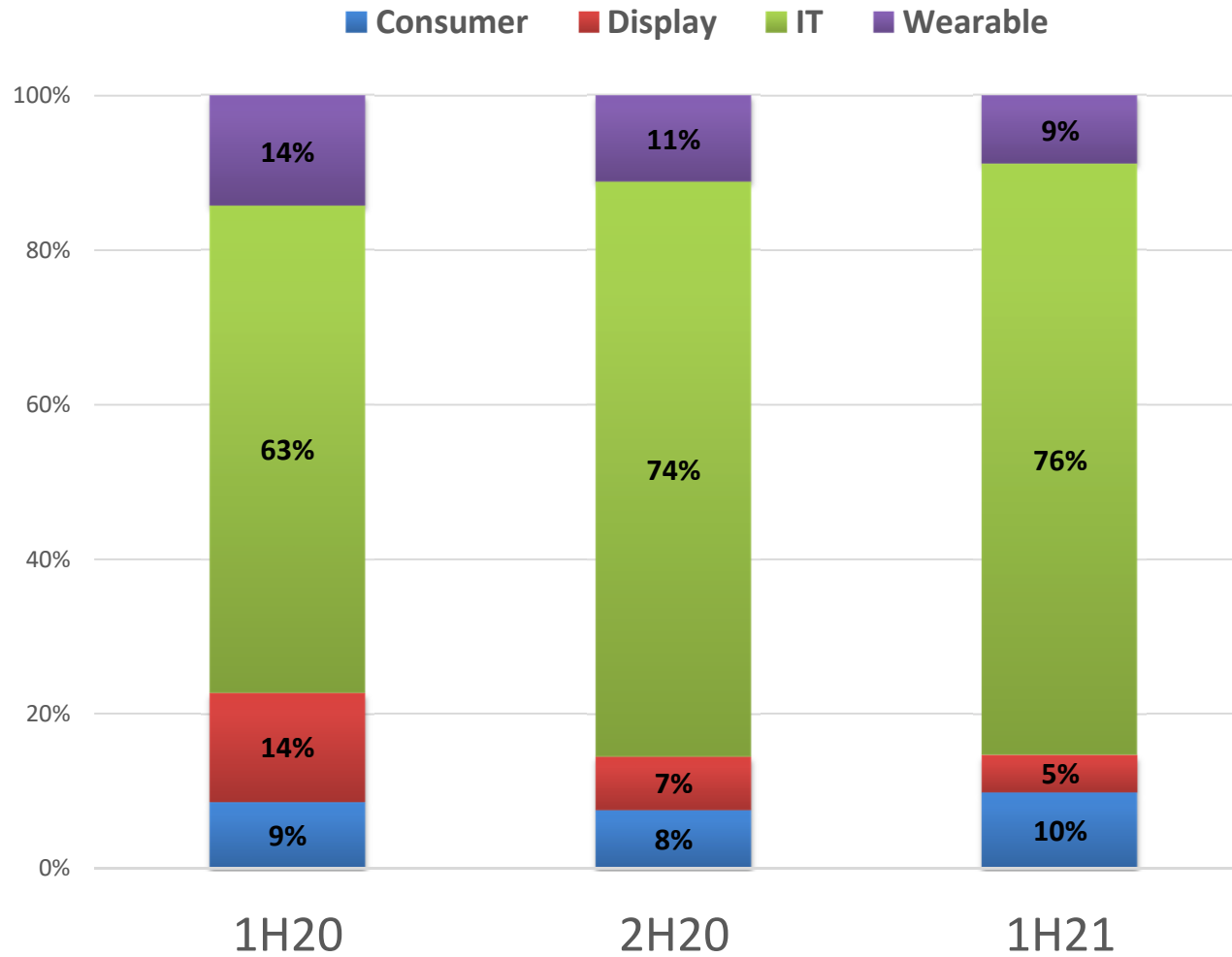
KNTD	2Q21		1Q21		QoQ
	Amount	%	Amount	%	%
Net Sales	2,729,857	100%	2,670,532	100%	2%
Gross Profit	485,504	18%	535,193	20%	-9%
Operation Expense	201,569	8%	219,940	8%	-8%
Operating Profit	283,935	10%	315,253	12%	-10%
Other Income/Expense	(12,305)	-	21,222	1%	-
Profit Before Tax	271,630	10%	336,475	13%	-19%
Net Profit	270,154	10%	325,482	12%	-17%
EPS	2.06		2.49		

1H21 Income Statement

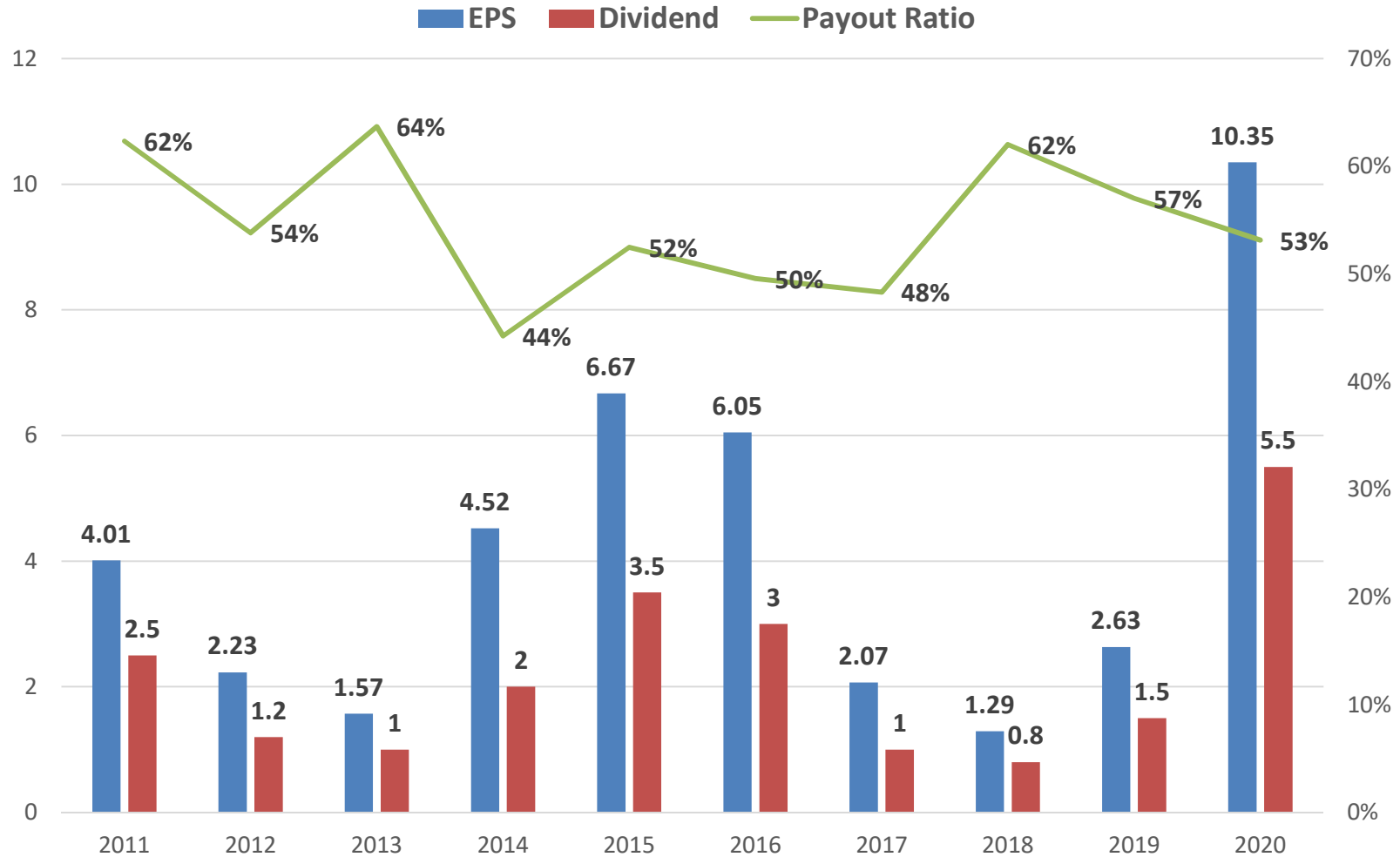


KNTD	1H21		1H20		YoY
	Amount	%	Amount	%	%
Net Sales	5,400,389	100%	4,281,724	100%	26%
Gross Profit	1,020,697	19%	857,102	20%	19%
Operation Expense	421,509	8%	344,905	8%	22%
Operating Profit	599,188	11%	512,197	12%	17%
Other Income/Expense	8,917	0%	4,369	0%	-
Profit Before Tax	608,105	11%	516,566	12%	18%
Net Profit	595,636	11%	468,318	11%	27%
EPS	4.55		3.58		

Revenue Breakdown by Products



Dividend





Strengthen the Capability of Core Optical Technology

- Optical Design
- Enhance the Capability of Optical Precision Machining



Enhance Intelligent Manufacturing Technology

- Automated Production & Enhancement of Inspection Capability
- AI Deep Learning



Expand the Applications of Light-guiding Technology

- Large-sized Displays
- IT products
- Wearable



GLOBAL LIGHTING

Thank You!